



COASTAL RESOURCES DIVISION
ONE CONSERVATION WAY · BRUNSWICK, GA 31520 · 912-264-7218

WALTER RABON
COMMISSIONER

DOUG HAYMANS
DIRECTOR

April 29, 2024

Caroline Grogan
Sea Island Company, LLC
PO Box 30351
Sea Island, GA 31561

Re: Letter of Permission (LOP), Temporary Tents, Structures, Activities, and Placement of a Fireworks Display, Sea Island Beach Club, Sea Island, Atlantic Ocean, Glynn County, Georgia, (GPS 31.17638°N/-81.34964°W)

Dear Ms. Grogan:

This Letter of Permission (LOP) is in response to your request, received April 19, 2024, to erect temporary tents on the existing lawn and terrace at the Sea Island Beach Club for group and holiday events and to set up equipment for a 4th of July Fireworks Display held by Sea Island Company, LLC. All components of this request are within Shore Protection Act (SPA) jurisdiction and will begin no sooner than fifteen (15) days from the date of this letter.

The temporary tents for the group and holiday events will be erected starting May 23, 2024, through November 23, 2024. According to your request, the tents will be located landward of the dunes, on the existing manicured masonry terrace and lawn at the Beach Club. Equipment required to deliver and assemble the tents include a forklift, a one-ton pickup truck, a 24ft. enclosed trailer, and a flatbed trailer. Tent materials, including air conditioning equipment, will be delivered on pallets stored on a flatbed trailer. A forklift will off-load materials and equipment for assembly at the site. The approved DNR vehicle access route will be used for the transport of the approved equipment.

To accomplish the set-up for the 4th of July Activities and Fireworks Display, an 8ft. x 16ft. fireworks launch trailer will be hauled onto the beach by a 4-wheel drive Jeep. The flatbed trailer will serve as the firework launch site and will be staged in an unvegetated area. An 8ft. x 10ft. lemonade stand by Sweet GA Sips and inflatable play structures will be set up on the existing lawn and terrace. A 16ft. x 24ft. temporary stage will be set up on the dry sand beach landward of the Ordinary High Water Mark and seaward of the dunes as depicted in the attached project description and drawings. The temporary structures will be transported to their location by a 4-wheel drive pickup truck and attached 12ft. trailer. Electrical services will be provided via a portable generator staged on the upland, outside of SPA jurisdiction, with bundled cables running out to the beach along approved access locations. Set up of the fireworks launch trailer, lemonade stand, inflatable play structures, and stage will take place on July 4, 2024, with removal immediately after the fireworks display. In the event of rain or other unforeseen events, set up and removal will occur between June 28, 2024, and July 8, 2024. The approved DNR

vehicle access route will be used for the transport of the above described equipment. No dunes or dune vegetation will be disturbed during the transport or set up of any of the structures.

Because the project occurs between May 1st and October 31st, sea turtle nesting season, an individual with a DNR Sea Turtle Cooperators Permit must survey the area prior to the work beginning. All sea turtle nests must be avoided, and no activity may occur within 20ft. of a sea turtle nest.

The Department authorizes the placement of the fireworks set up equipment as depicted in the attached description and drawings and has no objection to the action. **No unauthorized equipment, materials or debris may be placed, disposed of, or stored in jurisdictional areas.** Any incidental damage to dunes or dune vegetation will require restoration to be coordinated through this office. This LOP is valid for the above referenced project. Any change in the use, location, dimensions, or configuration of the approved project, without prior notification and approval from this office could result in revocation of this permission and in the required removal of the related structures.

This LOP does not relieve you from obtaining any other federal, state, or local permits. If you have any further questions or concerns regarding this or any other projects, please feel free to contact Beth Byrnes at (912) 266-0277.

Sincerely,



Jill Andrews
Chief, Coastal Management Section

Enclosures: Project Description and Drawings

Cc: Rachael Strickland, via email

File #: LOP20240032

From: [Strickland, Rachael](#)
To: [Noble, Josh](#); [Byrnes, Elizabeth](#)
Cc: [Grogan, Caroline](#)
Subject: Revised- Sea Island Beach Club LOP Request
Date: Wednesday, April 24, 2024 11:03:34 AM
Attachments: [BC-DNR LOP \(2024-4\).pdf](#)

CAUTION: This email originated from outside of the organization. Do not click links or open attachments unless you recognize the sender and know the content is safe.

Dear Josh & Elizabeth,

On behalf of Sea Island Company, I respectfully request a Letter of Permission for the following activities at the Sea Island Beach Club:
(Please see attached Exhibits.)

For the events set forth below, all of which will be on the upland, access will be via the existing DNR Approved Beach Access Route.

- o Equipment required to deliver and assemble the tents include a forklift, a one-ton pickup truck, a 24' enclosed trailer, and/or a flatbed trailer.
- o Tent materials, including air conditioning equipment, will be delivered on palettes stored on a flatbed trailer.
- o A forklift will off-load materials and equipment for assembly at the Beach Club Site.
- o The erection of a Temporary Tent on existing lawns and terraces for the events to take place on the following dates:

<u>Event Type</u>	<u>Start Date</u>	<u>End Date</u>
Holiday	05/23/2024	07/08/2024
Event/Holiday	07/07/2024	08/24/2024
Holiday	08/24/2024	09/09/2024
Event	09/09/2024	10/26/2024
Event	10/27/2024	11/23/2024

July 4th Fireworks

The 8'x16' fireworks launch trailer will be set on existing hard-packed sand beach. The trailer will be transported by a 4-wheel drive Jeep and delivered to the beachfront site. (See attached exhibits). Set up will take place 07/04/202. In the event of rain or other unforeseen events, setup and removal will take place within the dates of 6/28/202 to 07/08/2024. No dunes or dune vegetation will be disturbed. Given vehicle sizes and mobility requirements, the only feasible access to the Beach Club site for the events enumerated above, is along the existing DNR approved access route as illustrated on the attached exhibits. No dunes or dune vegetation will be disturbed.

The 8' x 10' Lemonade Stand by Sweet GA Sips and Inflatable play structures will be set up on the lawn area. The 16'x24' temporary stage will be set up on the existing hard-packed sand beach above the ordinary high tide line. Electrical service will be provided by a portable generator. Both temporary structures will be transported to its location by a 4-wheel drive pickup truck and attached a 12' trailer. See attached specifications for support system and assembly. No dunes or dune vegetation will be disturbed. Electrical services are provided via temporary portable panels that are connected to the existing building.

Given vehicle sizes and mobility requirements, the only feasible access to the Beach Club site for the events enumerated above, is along the existing DNR approved access route as illustrated on the attached

exhibits. No dunes or dune vegetation will be disturbed.

Caroline Grogan

Associate Director of Event Design

P: 912-634-4397

C: 912-580.2190

F: 912-638-5803

carolinegrogan@seaisland.com

P.O. Box 30351, Sea Island, GA 31561

CONFIDENTIAL AND PRIVILEGED: This message and any attachment included with this message are the property of Sea Island Acquisition, LLC. The information transmitted by this email is intended only for the person or entity to which it is addressed. If you are not the intended recipient of this message, be aware that any use, review, retransmission, distribution, reproduction or any action taken in reliance upon this message is strictly prohibited. If you received this in error, please contact the sender and delete the material from all computers.



GOOGLE AERIAL 1/25/2019

DNR LETTER OF PERMISSION (LOP) EXHIBIT A
Sea Island Beach Club

SCALE: 1" = 150'



TEMPORARY USE LOCATIONS
(DNR APPROVED BEACH ACCESS)

DNR APPROVED
ACCESS ROUTE

ME-1000 Support System

Features and Benefits

Stores Compactly

- Use minimal storage space (for example, supports for a 40' x 60' stage store in 64 square feet).

Decks Bridge Between Support Assemblies

- Save time with fewer supports to set up and tear down.
- Greatly reduce leveling time with 75% fewer elements in contact with the floor.
- Minimize your initial investment and storage space requirements because fewer supports are required.
- Utilize convenient, unobstructed storage space beneath the stage.

Retractable Locator Assembly

- Save setup time by connecting one to four Deck corners at a single support column (no matter what the stage configuration).
- Save setup time because the Decks automatically align and the stage sections are automatically connected as the Decks fasten on the conical locator nodes.
- Eliminate time spent finding and assembling loose parts.

Modular Assemblies

- Configure staging various sizes and shapes for diverse events.
- Assemble platforms to function in unusual situations throughout the facility.

Snap-Lock Braces

- Save time as horizontal and diagonal braces attach and detach quickly and without tools.
- Perform on stable, wobble-free platform.

Aluminum Construction

- Handle the lighter support system more easily than a steel system.
- Reduce maintenance costs as the tough, air-craft-alloy composition and the scratch-resistant, baked on finish resist damage.

Quick-Set Height Selector

- Select stage heights in 2" increments and reference nominal heights quickly on inner legs.
- Ensure maximum security with large, 5/8" diameter height adjustment pin.

Adjustable Screw Feet

- Compensate for uneven floors with five inches of easy, fine-adjustment leveling.
- Save maintenance costs because tough, 3/4" Acme-thread screw resists damage (compared to typical "V" threads).
- Protect floor surfaces with sure-grip 2 7/8" diameter injection grade urethane pads.

Technical Specifications

Function Staging support system shall be easy to set up and store and shall provide a stable, wobble-free understructure for a wide variety of events and platform needs.

Storage Supports shall store compactly (for example, supports for a 40' x 60' stage shall store in 64 square feet).

Setup Support system shall be assembled without tools by as few as two people.

Locator Nodes Conical nodes on retractable locator assemblies shall guide one, two, three or four StageRight Deck(s) into location and proper alignment on a single support column. Without tools, clamps or separate processes, Decks shall fasten in place and stage sections shall interlock.

Bridging Alternating sections of staging (both front-to-back and side-to-side) shall be composed of Decks that suspend, or "bridge", between support assemblies.

Adjustable Height Height shall adjust in increments of 2" without tools. Adjustments shall be executed from a standing position by raising or lowering the support's inner column.

Construction Vertical columns shall be 2 1/2" IPS aluminum pipe. Telescopic inner legs shall be 2" IPS aluminum pipe. Horizontal and diagonal braces shall be 2" OD, aluminum hollow bar. Horizontal and diagonal braces shall attach to frame by self-locking hooks that encircle nearly 70% of tube and require manual release (see illustration at right). Retractable locator assembly bodies shall be made of 6061-T6 aluminum extrusion. The locator nodes shall have a 1" base diameter and be made of high-strength nylon, except the center node (permanently mounted to the inner leg) shall be made of DK1215 steel. Height shall adjust in increments of 2" without tools. A screw foot at the base of each column shall provide a 5" range of fine adjustment leveling. Each screw foot shall have a diameter of no less than 3/4" and have zinc-plated Acme threads. The bottom of the foot shall be molded urethane no less than 2 7/8" in diameter.

Options Support assemblies shall have an adjustable height range of: 24"-36," 32"-48," 36"-56," 48"-78," or 78"-108" (Arena Style only). Other sizes by special order.

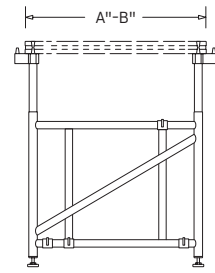
Performance Certified, uniformly distributed live-load capacity of 4000 pounds per 4' x 8' section (125 pounds per square foot).

Patents #4,638,604, #4,845,915, #4,843,792

Retracted Foot Extended Foot



End View

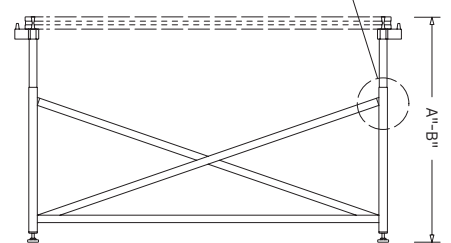


Self-Locking Hooks

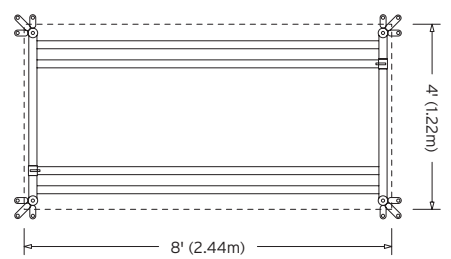
Horizontal and diagonal braces shall attach to frame by self-locking hooks that encircle nearly 70% of tube and require manual release.



Side View



Top View

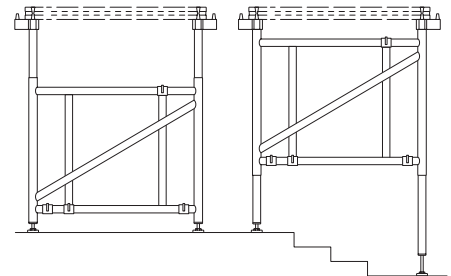


Arena Style

Arena Style for level environments such as auditoriums and concert halls.

All-Terrain Style

All-Terrain Style for all variable contours or uneven surfaces.



*Ordering Information

ME-1000AS Support System, Arena Style, (Decks Sold Separately).

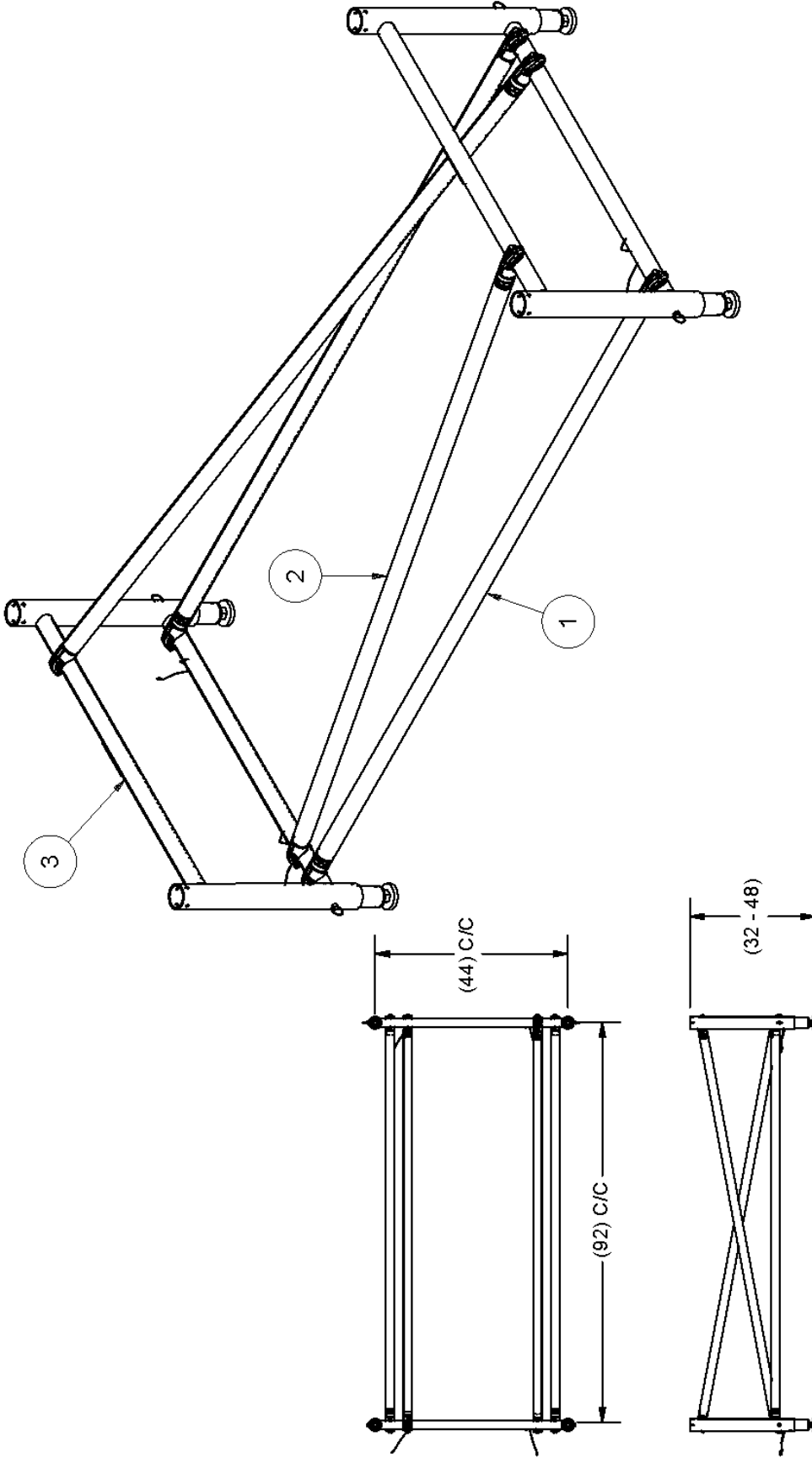
PARTS #	DESCRIPTION	W.T. (LB.)	SHIPPING DIM.
314210	24"-36" adjustable height	72	110" x 48" x 6"
314212	32"-48" adjustable height	79	110" x 48" x 6"
314215	36"-56" adjustable height	86	110" x 48" x 6"
314220	48"-78" adjustable height	108	110" x 48" x 6"
314225	72"-108" adjustable height	140	142" x 48" x 6"

ME-1000AT Support System, All-Terrain Style, (Decks Sold Separately).

PARTS #	DESCRIPTION	W.T. (LB.)	SHIPPING DIM.
314410	24"-36" adjustable height	72	110" x 48" x 6"
314412	32"-48" adjustable height	79	110" x 48" x 6"
314415	36"-56" adjustable height	86	110" x 48" x 6"
314420	48"-78" adjustable height	108	110" x 48" x 6"

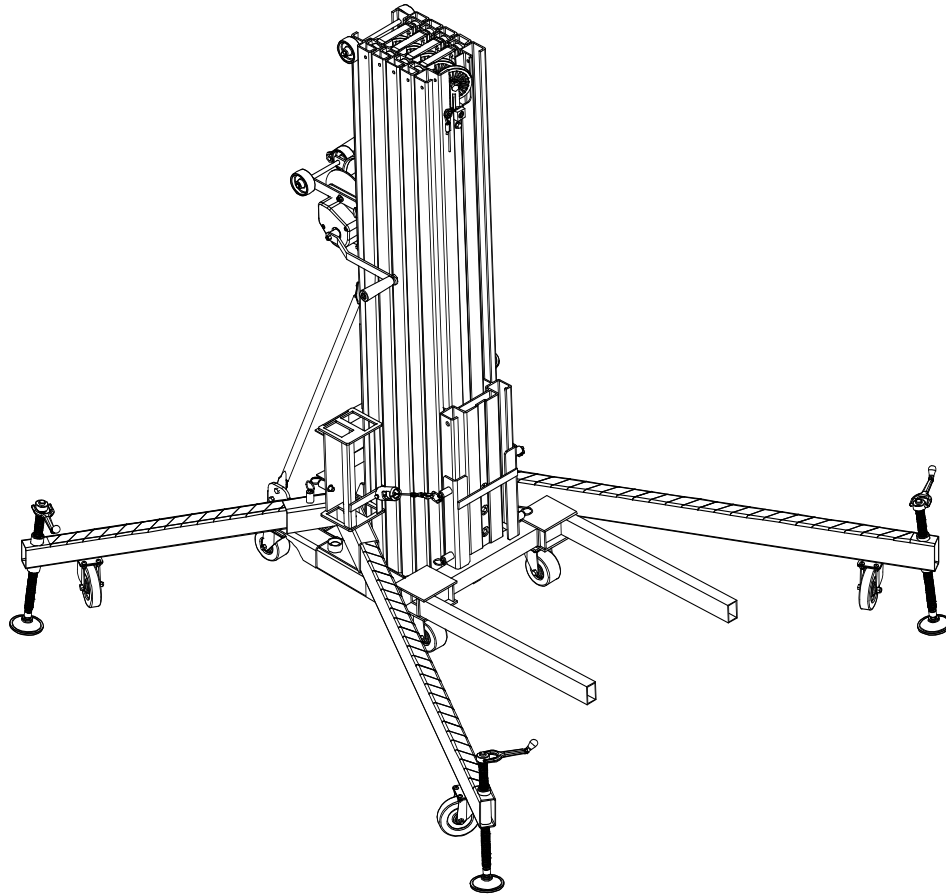
*Custom sizes are available upon request

ITEM	PART NUMBER	DESCRIPTION	QTY
1	314105	ME1000 HORZ BRA F-ASSY	2
2	314112	ME1000 DIAG BRA F-ASSY 32-48	2
3	314512	ME1000 AT HSEC F-ASSY 32-48	2



TOLERANCE UNLESS OTHERWISE NOTED X ± .06 XX ± .03 XXX ± .010 ANGULAR ± .5° ALL DIMENSIONS IN INCHES UNLESS OTHERWISE SPECIFIED *INDICATES CRITICAL DIMENSION	Date:	7/17/2003	Drawn By:	PJD	Scale:	1:32	Checked By:		Weight(lbs.):	80.933	Purch.(Y/N):	N	Development Part Number:		
	Material Description:												Material Number:		
Part Name:												ME1000 AT SUPPORT F-ASSY 32-48		Part or Drawing Number:	314412


STAGERIGHT
 485 PIONEER PARKWAY
 CLARE, MI 48817



SUMNER[®]

USA:

7514 Alabonson Rd.
Houston, TX 77088
tel: 281-999-6900
fax: 281-999-6966

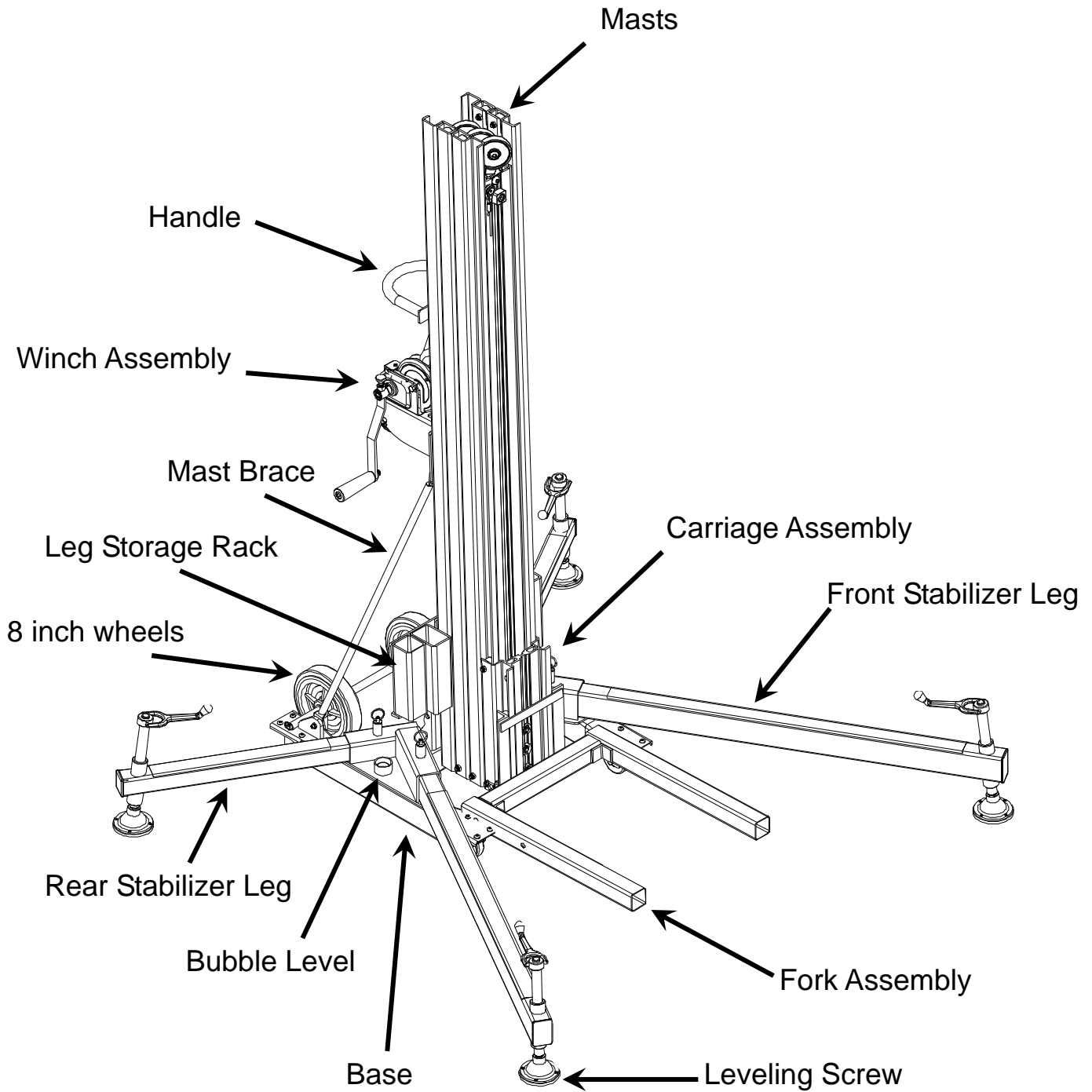
CANADA:

470 Collier MacMillan Drive
Unit 2 & 3
Cambridge, ON N1R 5Y7
tel: 519-623-2300
fax: 519-623-0744

UK:

Unit 16A
Blackpole Trading Estate East
Blackpole Road
Worcester, WR3 8SG
tel: +44 (0)1905 458333
fax: +44(0)1905 458222

Assembly Diagram



LOAD CAPACITY CHART					
MODEL		LOAD CENTER			
		13 in. 33 cm	17 in. 43 cm	21 in. 53 cm	25 in. 63 cm
EVENTER 20	<i>lbs</i>	800	610	495	415
	<i>kg</i>	365	275	225	190
EVENTER 25	<i>lbs</i>	650	495	400	340
	<i>kg</i>	295	225	180	155

