

Saltwater Fishing Satisfaction Survey

Kathy Knowlton

June 6 and 9, 2022

Red Drum Town Halls

Angler & Guide Saltwater Satisfaction Survey

- Survey Conducted by Responsive Management
- Majority questions same 2017 & 2021
- **ANGLERS**
 - Resident anglers randomly selected from SIP permits (~230,000 annually)
 - Telephone and/or online
 - Initial screener question: participate in saltwater fishing in GA during 2021?
 - 2,026 completed interviews
 - 144 Georgia counties
 - 11 coastal counties = 45% of interviews
 - Data analyzed
 - coastal vs noncoastal
 - Avid > 10 days vs less avid ≤ 10 days (per year)
- **GUIDES**
 - All 194 licensed resident saltwater guides invited to participate
 - 107 captains (55%) completed interviews

Angler & Guide Saltwater Satisfaction Survey

Are 2,026 completed interviews enough?

Based on # SIP permits (the population)

→ can calculate how many surveys (sample size) needed
to be 95% confident that responses fall within
specified range \pm the actual population value.

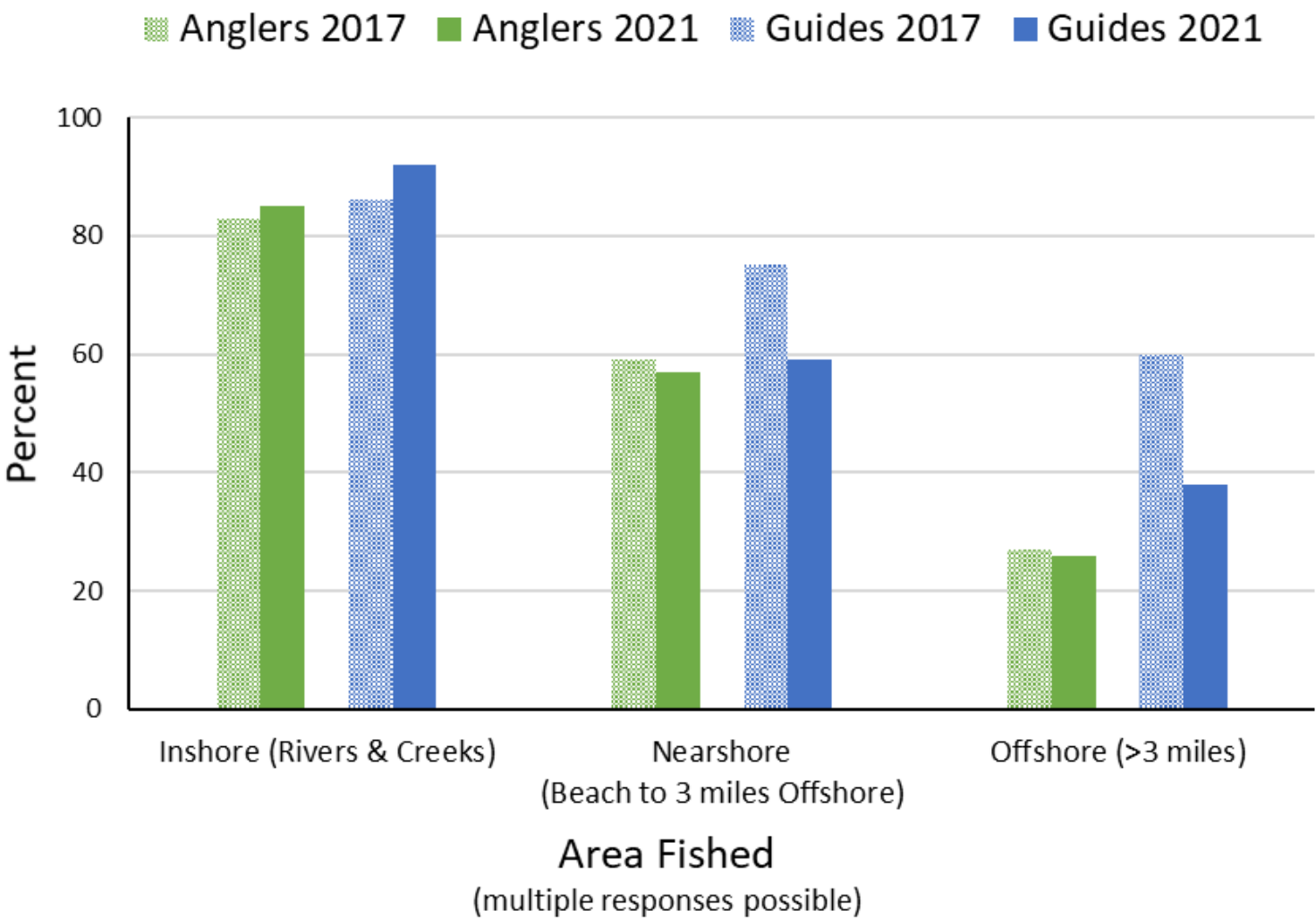
If the survey was conducted 100 times with each sample selected same way

→ results of 95 out of 100 surveys would fall \pm 2% range

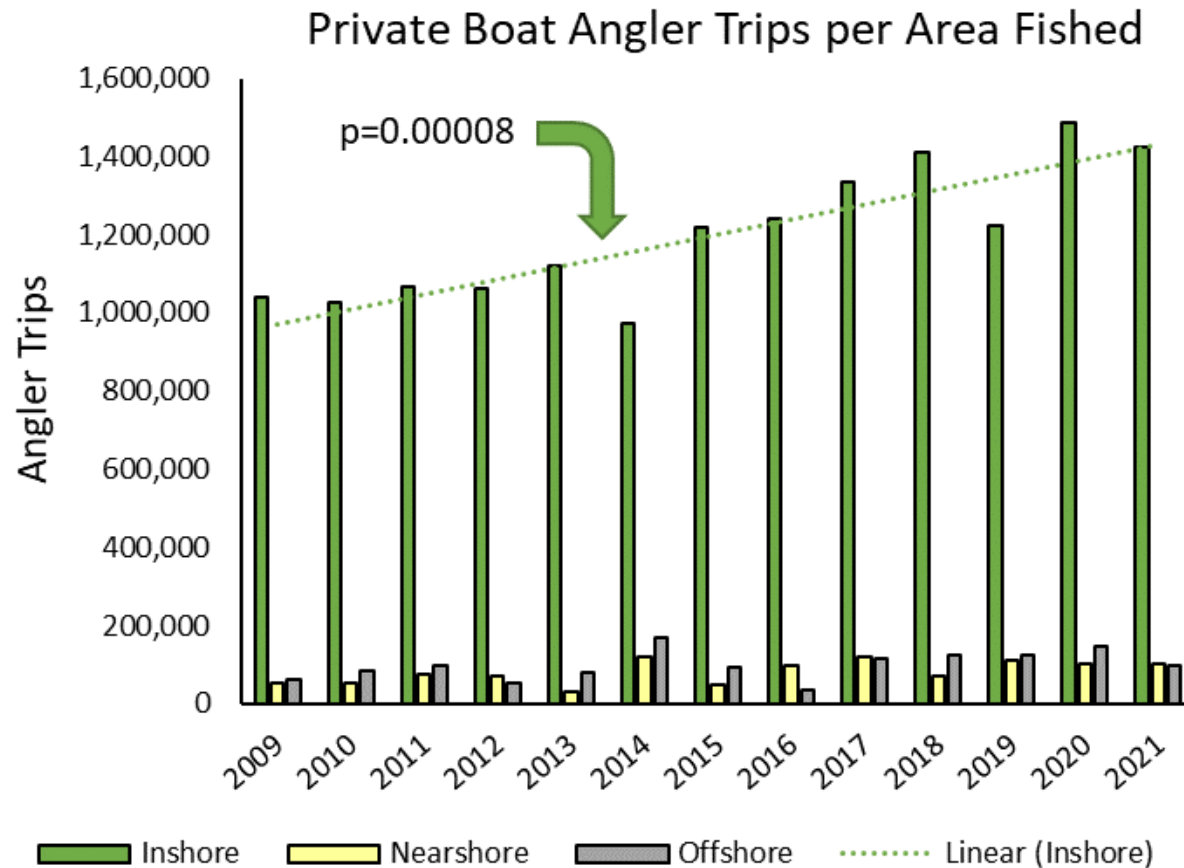
Example: if survey value is 64%

→ 95% confident = value for entire population is between 62% and 66%

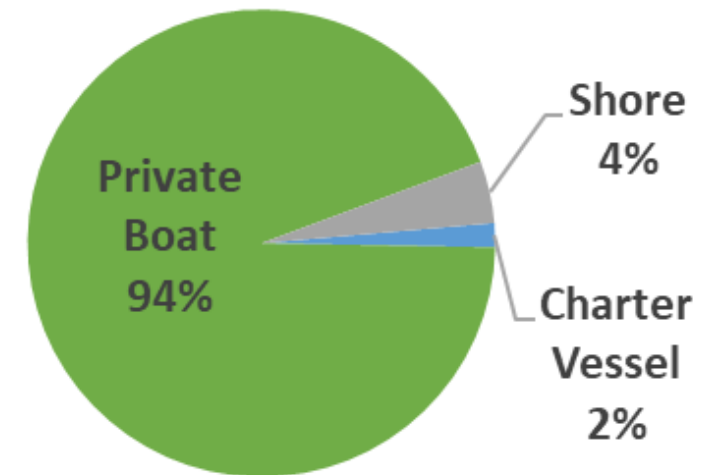
In which of the following types of waters did you saltwater fish in Georgia during 2021?



Catch & Effort Data (MRIP)



Red Drum Harvest
by Fishing Mode
2017-2021



Average # INSHORE trips (2017-2021)

Anglers = 1,374,000

Guides = 20,800

Red Drum Fishing

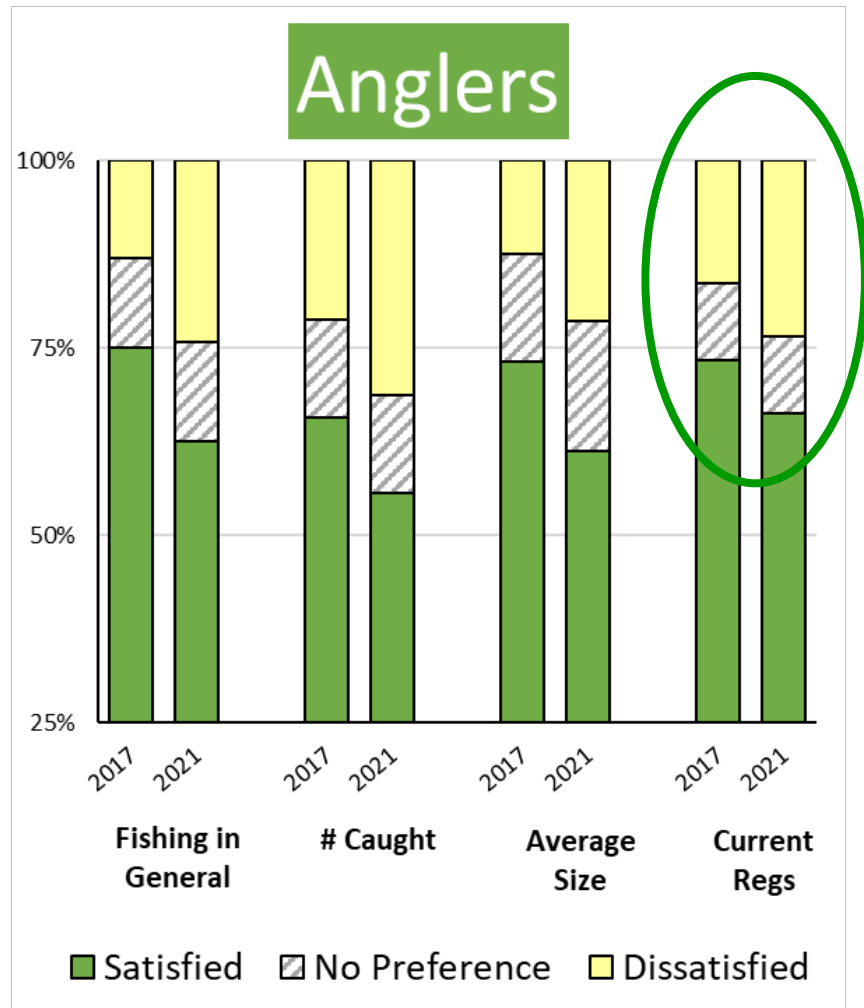


	Anglers		Guides	
	2017	2021	2017	2021
Do you typically fish for Red Drum?	54%	52%	80%	89%
How many DAYS did you fish for Red Drum in last 12 months?	18	22	64	78
			2-week increase	

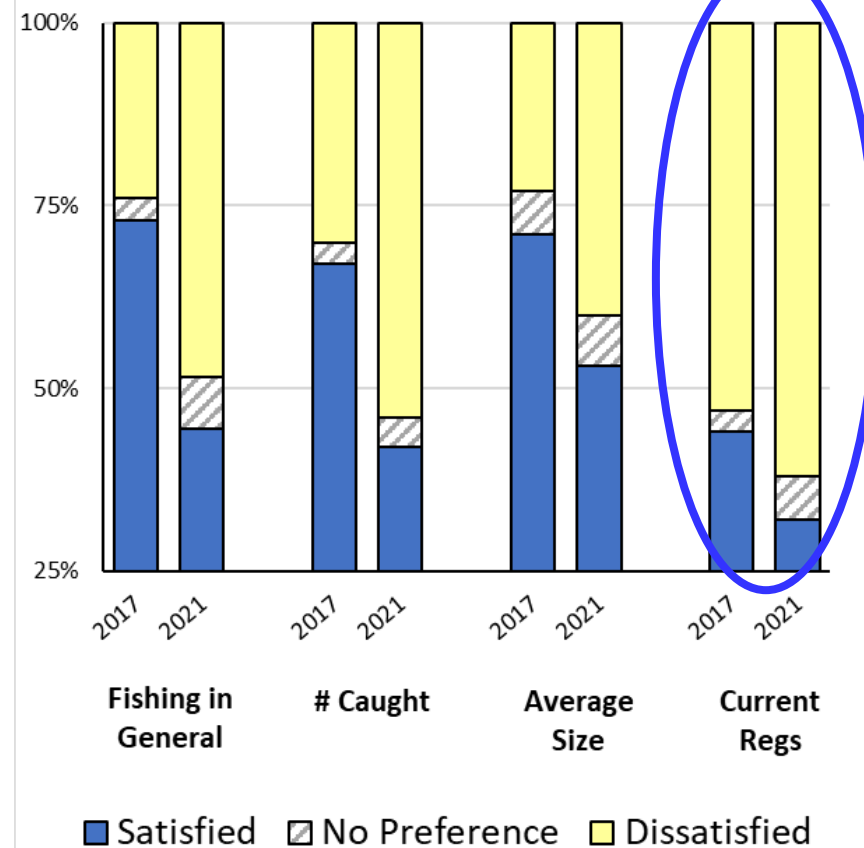
Are you satisfied or dissatisfied with your Red Drum fishing?



10% less
satisfied



Guides



21% less
satisfied

Satisfaction = "Very" + "Somewhat"

Red Drum Fishing Satisfaction

If responded “**not satisfied**” with current regulations, what would make them more satisfied?

(open ended question with multiple responses possible)

Top 2 responses for BOTH **Anglers** & **Guides**

1. Decrease bag limit
2. Increase size



Are you satisfied or dissatisfied with your Red Drum fishing?

	Red Drum Fishing in General	Number of Red Drum	Size of Red Drum	Current Red Drum Regulations
Coastal				27%
Noncoastal				19%
Avid (>10 days)	27%	58%	24%	29%
Less Avid (≤10 days)	21%	52%	19%	17%

What would you like the slot size and bag limit to be?

Support Bag Limit Reduction (<5 fish):

Anglers 2017 = 15%
 2021 = 30%

Guides 2017 = 68%
 2021 = 68%

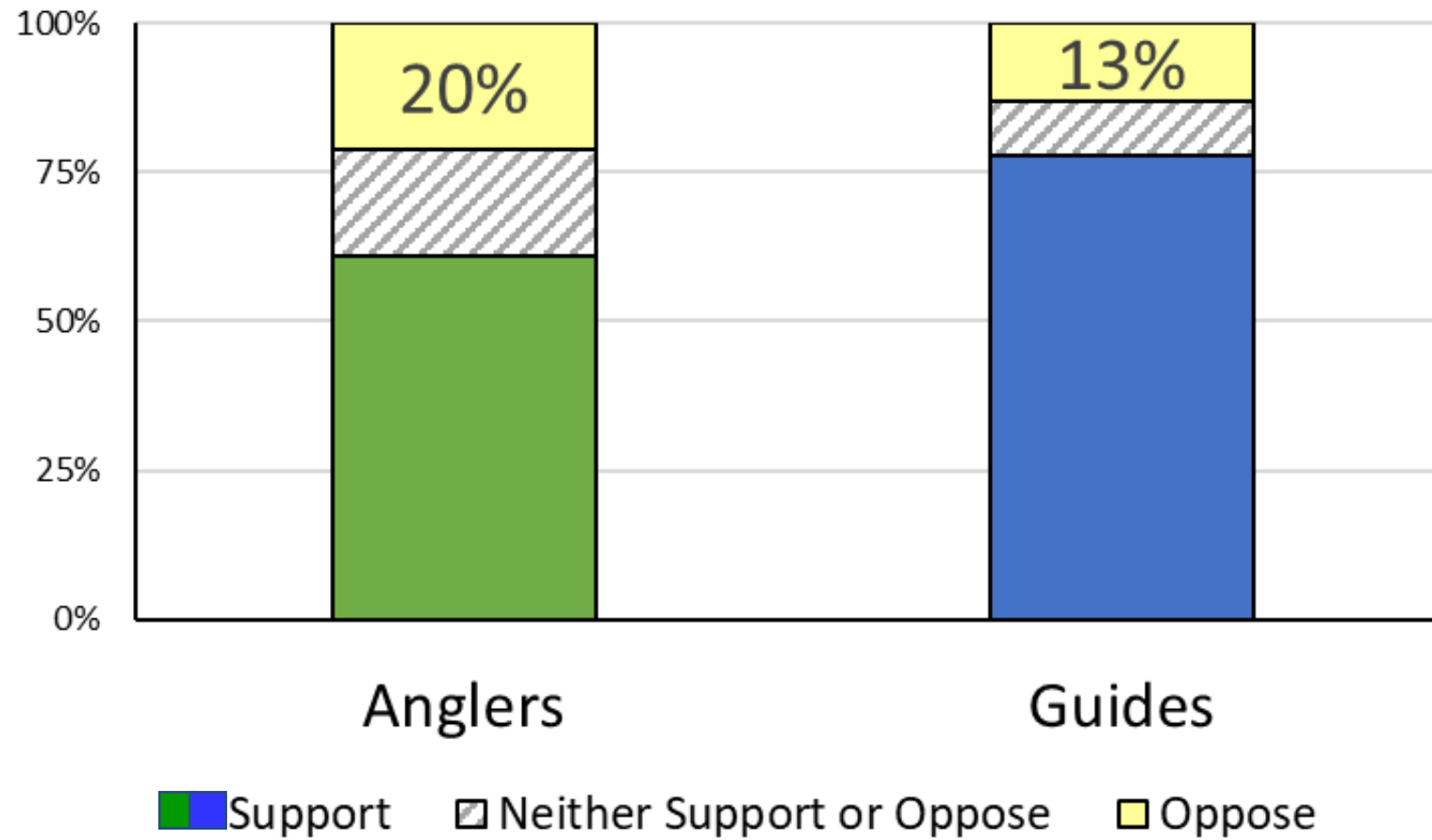
Support Slot Size Limit Change:

Anglers and **Guides** support increase of maximum size limit (>23")

Guides more likely to support increase of minimum size limit (>14")



Would you support or oppose a VESSEL limit?



Red Drum VESSEL Limit Analysis

Average 2009-2021	20 fish 0%	15 fish 0%	10 fish -2%	5 fish -15%
------------------------------	----------------------	----------------------	-----------------------	-----------------------

Average 2009-2021	10 fish -2%	9 fish -4%	8 fish -6%	7 fish -8%	6 fish -11%	5 fish -15%
------------------------------	-----------------------	----------------------	----------------------	----------------------	-----------------------	-----------------------

Action 1: Should a vessel limit be established?

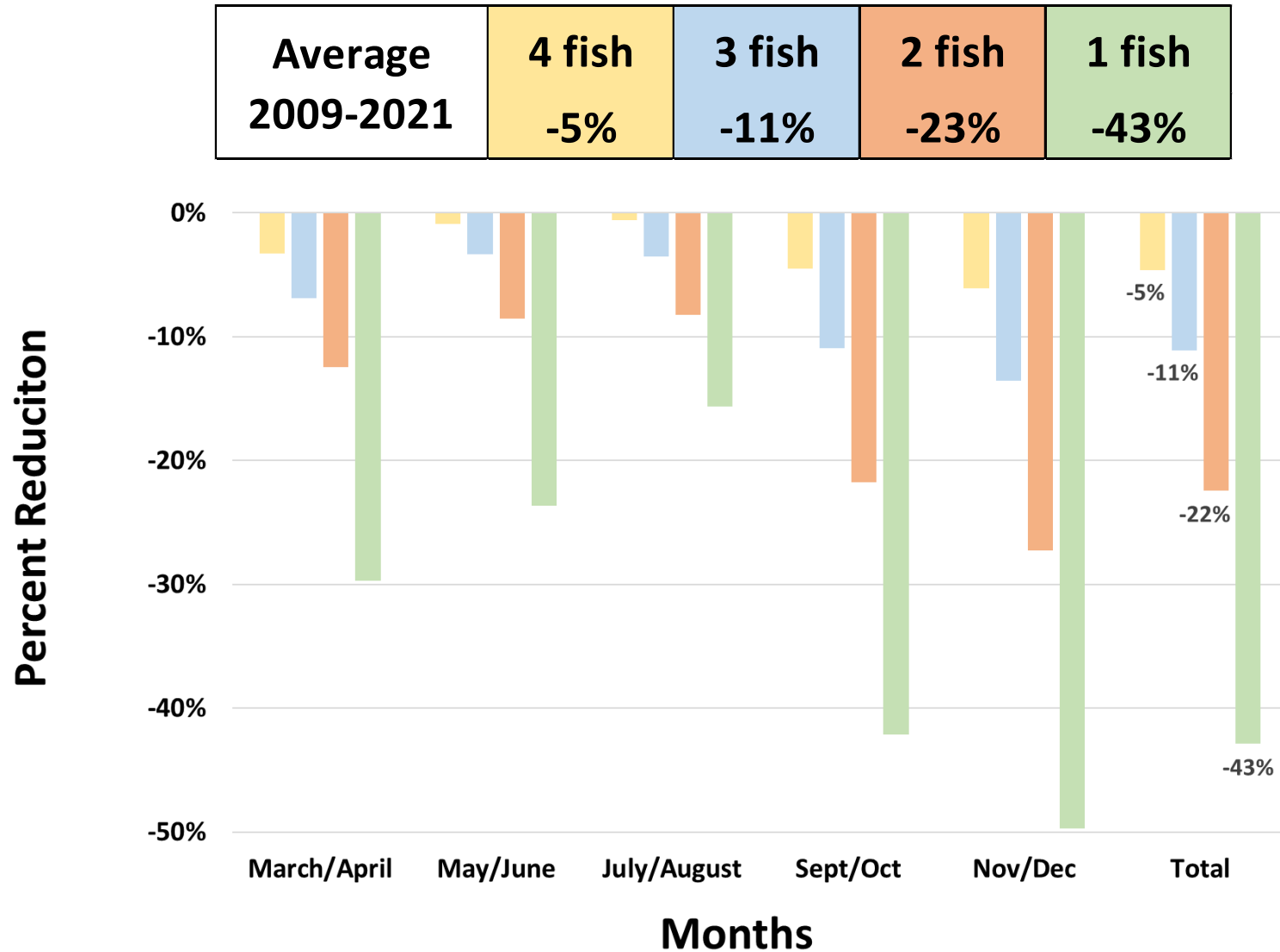
Option A: status quo (no vessel limit)

Option B: 10 fish

Option C: 8 fish

Option D: 6 fish

Red Drum ANGLER Bag Limit Analysis



Action 2: Should the bag limit be decreased?

Option A: status quo (5 fish)

Option B: 4 fish

Option C: 3 fish

Option D: 2 fish

Option E: 1 fish

Would you support or oppose no bag limit for charter captain/crew?

Question not asked in satisfaction survey → Topic of conversation

- 1) Finfish AP
- 2) Comments during meetings from additional captains not on Finfish AP
- 3) FL proposed 2022 change: state-wide captain/crew prohibited from retaining bag limit

Action 3: Should captain/mate retain a bag limit?

Option A: status quo (currently can retain)

Option B: no (cannot retain)

Out of these choices, what would you like the slot size limit to be?

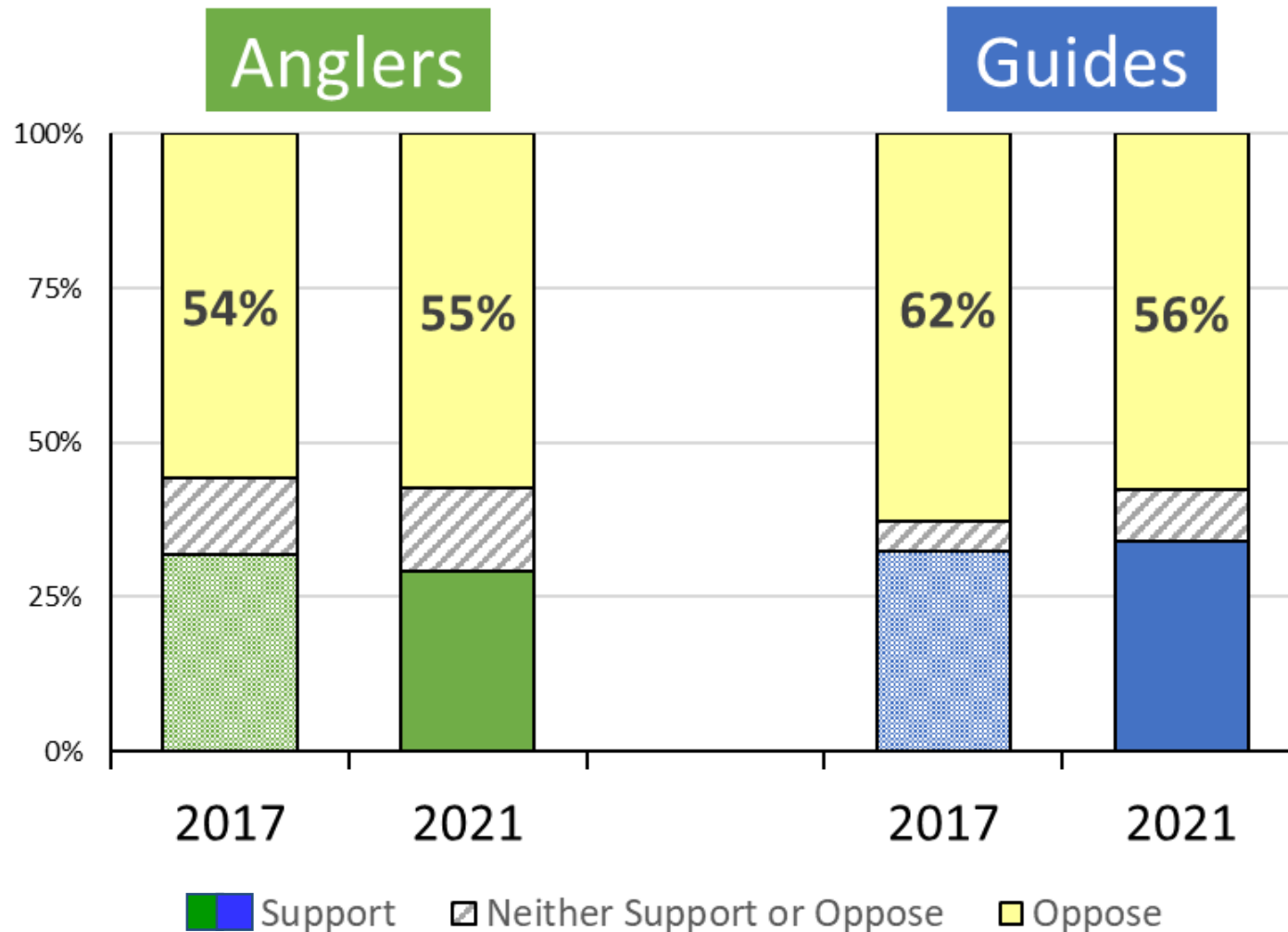
Slot Size Limit	Anglers		Guides	
	2017	2021	2017	2021
14"-23" current	2	1*		3
14"-24"				
14"-25"	1	1*	3	
15"-23"			1	
15"-24"				
15"-25"	3	3	2	2
Other	N/A		N/A	1

Would you support or oppose a slot size limit change?

		Slot Size Limit			
		14"-23" current	14"-25"	15"-23"	15"-25"
Action 4: Should the slot size limit be changed? Option A: status quo (14"-23") Option B: yes (what should be considered?)	1	52%	47%	53%	47%
	2	47%	41%	48%	41%
	3	44%	37%	46%	38%
	4	43%	36%	45%	37%
	5	42%	35%	44%	36%

Slot and creel limits achieve
40% Spawning Potential Ratio (SPR)
2002 ASMFC "Amendment 2 to the Interstate Fishery
Management Plan for Red Drum"

Would you support or oppose a season?

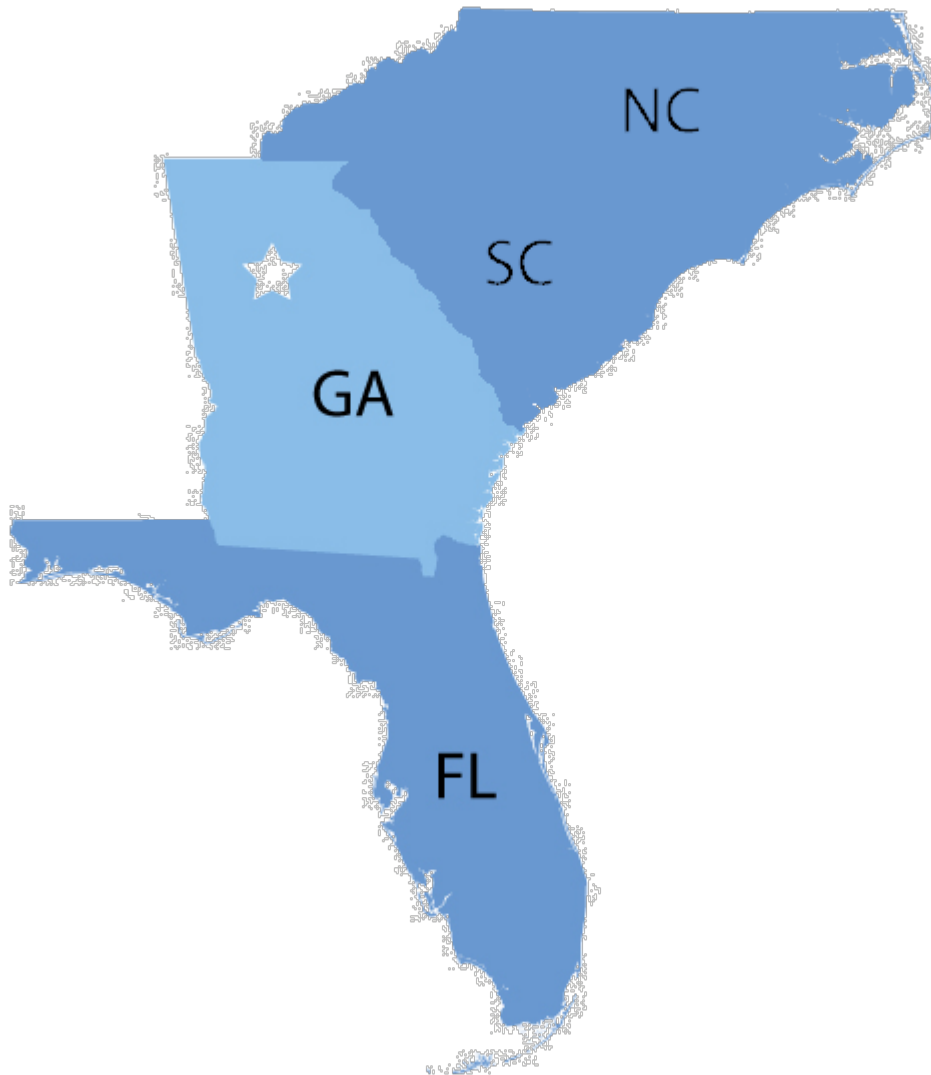


Action 5: Should there be a red drum season?

Option A: status quo
(no season)

Option B: yes
(what should be considered?)

Southeast Red Drum Recreational Regulations



NC: 18"-27" 1/angler
commercial harvest allowed

SC: 15"-23" 2/angler 6/vessel

GA: 14"-23" 5/angler

NEFL: 18"-27" 2/angler 8/vessel
2022 change: no captain/crew bag limit
reduce vessel limit to 4

Next Steps

- Finfish Advisory Panel
 - June 1 - Brunswick
- Town Halls
 - June 6 - Savannah
 - June 9 – Brunswick
 - Submit comments by Friday, June 24
coastalgadnr.org/RedDrumTownHall
- Possible Rule briefing – August DNR Board
 - Public Hearing/Comment - September
- Possible Rule action – October DNR Board
- January 2023 implementation



Questions?

